


## Shaft Payoffs / Unwinders


### BOB-MAT-S Series - Shaft Payoff / Unwinder



- Shaft Payoff / Unwinder
- Nylon Footbrake Wheels
- Manual Oleodynamic Pump Lift
- Fixed Drum Rack Shaft
- Drum is loaded by moving the machine
- Drums: 600-1000mm  $\varnothing$  / 700kg

Order Ref.	Overall Dimensions (L x W x H mm)	Weight (kg)	Drums (mm)						Mov. Speed (Km/h)	Capacity (kg)
			$\varnothing$ B Min.	$\varnothing$ B Max.	A = 80 L	L Min.	A = 110 L <sup>2</sup>	Weight (kg)		
BOB-MAT-S	1540 x 1250 x 1000	173	600	1000	710	300	735	700	4	700

### BOB-MAT-S Series - Accessories




#### FM-1-250

#### Disc Brakes with Calipers

- Disc Brakes with manually adjustable brake Calipers
- For controlling stretching when unwinding

## CD Series - Shaft Payoffs / Unwinders

**CD-15**



- Shaft Payoff / Unwinder
- Manual Oleodynamic Pump Lift
- Rack-type Drum Locking Bar
- Manual Parking Jack



**Versions available with:**

- SE-1 - Electrohydraulic Lifting Device

**Accessories available include:**

- ER-CA-1 - A.C. Motor Driven Wheel
- FM-1-250 or FM-1-350 - Disc Brake with Caliper
- RG - Pivoted Rear Wheels

Order Ref.	Dimensions with Closed Guards and Reel (L x W x H mm)	Weight (kg)	Drums (mm)				Mov. Speed (Km/h)	Capacity (kg)		
			Ø B Min.	Ø B Max.	A = 80 L	L Min.			A = 110 L <sub>2</sub>	Weight (kg)
CD-15	2600 x 2200 x 1400	240	600	1600	1130	300	1175	3000	4	3000



**CD-22 / CD-40 / CD-100**

Order Ref.	Dimensions with Closed Guards and Reel (L x W x H mm)	Weight (kg)	Drums (mm)				Mov. Speed (Km/h)	Total Power (Kw)	Capacity (kg)		
			Ø B Min.	Ø B Max.	A = 80 / 130 L	L Min.				A = 80 / 130 L <sub>2</sub>	Weight (kg)
CD-22	3700 x 2600 x 1400	480	600	2200	1350	300	1540	4000	4	0	4000
CD-40/SE-1	3700 x 2600 x 1400	560	800	2600	1458	300	1540	6000	4	3	6000
CD-100/SE-1	3700 x 2600 x 1400	700	800	2600	1458	300	1540	10000	4	4	10000

**Note:** For Take-Up & Payoff Accessories, please see pages 166-168.